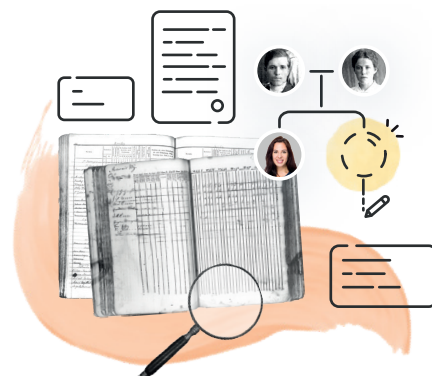


How to Use MyHeritage to Discover Your Family History

What is MyHeritage?

MyHeritage is a website that allows you to build your family tree and take your genealogy research to the next level. With its sophisticated matching technologies, vast collection of easily searchable historical records, and groundbreaking photo features, MyHeritage can help you discover new information about your ancestors and preserve their stories for your family to cherish for generations to come.


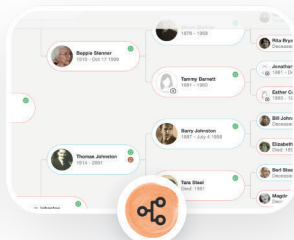
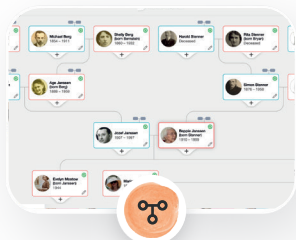



Getting Started

To get started, visit **www.myheritage.com** and sign up for a free account by entering your basic information into the form. If you've already started building a family tree, you can upload it as a GEDCOM file. Otherwise, an intro wizard will guide you through the first steps of building your tree. Rest assured that your data is safe — MyHeritage takes privacy and security very seriously.

Building Your Family Tree

To add a new person to your tree, click the plus icon on a person's card and select the relationship of the individual you wish to add. Then enter basic details such as names, dates, and places, or select "Edit more" to add as many details as you like: education, occupation, hobbies and favorites, and more.




MyHeritage allows you to toggle between four different **tree views** and modify how your tree is displayed to help you navigate it easily. You can also use the search function to search for a particular person on your tree.

MyHeritage's automatic matching technologies do the searching for you, and bring you new information you can add to your family tree.

Using Smart Matches™

Smart Matches™ connect your family tree to other family trees on MyHeritage. Click the green Smart Match™ icon on a person's card to view all their matches. Review and confirm matches to extract new or different information to your tree. You can contact other tree owners through MyHeritage to corroborate details and ask questions.



Exploring Record Matches

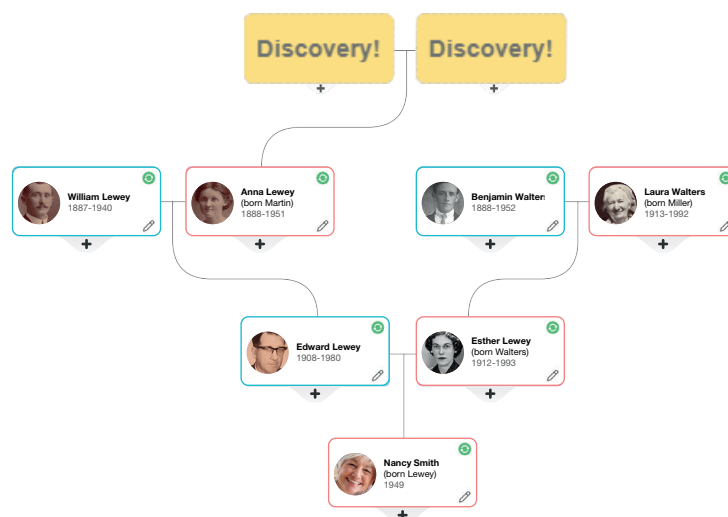
Record Matches are historical records that match your ancestors and relatives. Click on the brown Record Match icon on a person's card to view all their matches. You can review and confirm matches and extract information to your family tree.

Growing Your Tree with Instant Discoveries™

Instant Discoveries™ take Smart Matching™ technology one step further.

People Discoveries™ allows you to add entire branches to your family tree: once you review and accept the discovered match, you can add up to 50 people, including all details available, to your tree in a single click.

Photo Discoveries™ helps you find photographs of your family members you may never have seen before. You can review Photo Discoveries™ in groups of up to 10 images and select the photos you wish to add to your tree. Contact the owner of each image through the MyHeritage messaging system for more details about the photo.



Andrew Smith
His Uncle



Donna Smith
His mother



Sam Smith
His father

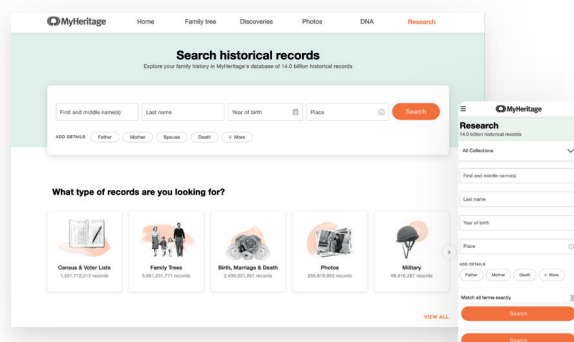

+47



Searching Historical Records

MyHeritage is home to a vast collection of billions of easily searchable historical records from all over the world, with billions more added each year.

Simply enter the basic details like first, middle, and last names, and birth year or place into the search form and start discovering. You can modify your search as you go, adding or removing details such as additional relatives and other facts and keywords.



Search in one language and MyHeritage's Global Name Translation™ technology will even find records for you in other languages. When you find records of your ancestors, you can save them to your family members' profiles and extract all the information in the records to your tree in just a few clicks.


Preserving & Improving Family Photos

Scan and upload your family photos to MyHeritage, where you can tag, label, and organise them. Then use MyHeritage's state-of-the-art photo tools to repair, enhance, colourise, and animate them.



MyHeritage Photo Repair

Automatically fixes scratched or damaged photos




MyHeritage In Color™

Automatically colourises black & white photos



MyHeritage Photo Enhancer

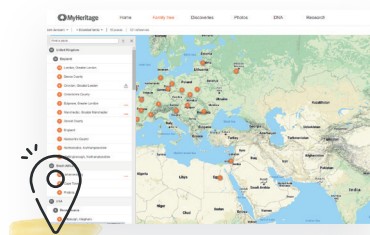
Brings blurry faces into sharp focus



Deep Nostalgia™

Creates a short animation of the faces in your photos

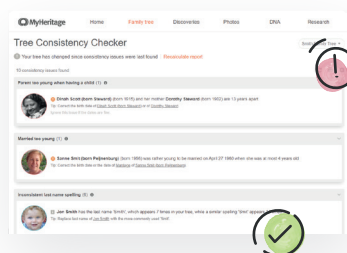
Other Useful Genealogy Features



PedigreeMap™ provides an interactive map of the locations in your family tree





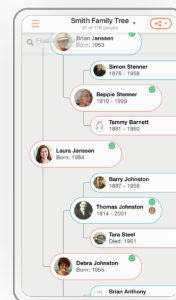

Create a beautiful **family tree chart** or book to download, print at home, or have professionally printed



The Consistency Checker identifies errors and inconsistencies in your tree allows you to fix them quickly and easily

Explore Your Family History Anytime, Anywhere

Aside from the MyHeritage website, you can access, edit, and build your tree on the go using the MyHeritage mobile app. You can also use the app to scan photographs and record audio.



MyHeritage also offers a free downloadable software, Family Tree Builder, that you can use to work on your tree even when you don't have Internet access.

Start Your Journey with MyHeritage

Visit www.myheritage.com and sign up today to start discovering your family history.

For more information on using MyHeritage to research your family history, explore a wealth of free resources on the MyHeritage Knowledge Base at education.myheritage.com.



The MyHeritage DNA test

The MyHeritage DNA test can help you learn more about where your ancestors came from, find new relatives, and make progress with your research. With a simple cheek swab that takes just 2 minutes to complete, your results will include:




Ethnicity Estimate & Genetic Groups: Receive a breakdown of your ethnic origins and pinpoint where your ancestors came from across 2,114 geographic regions

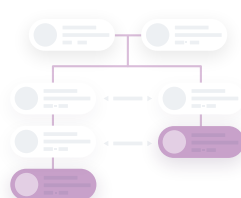


DNA Matches: Connect to people whose DNA matches yours — your relatives — from MyHeritage's global database

You can contact your DNA Matches directly through the MyHeritage website. MyHeritage also provides advanced DNA tools that can help you understand how your DNA Matches are related to you:



The **Chromosome Browser** allows you to visualise the DNA segments that you share with your matches to trace those segments back to a common ancestor



Theory of Family Relativity™ crafts theories about how you and your DNA Matches may be related based on billions of family tree profiles and historical records on MyHeritage



AutoClusters organises your matches into clusters of individuals who likely descend from a common ancestor in a compelling visual chart

You can gather additional clues when reviewing each DNA Match by noting shared matches, ancestral surnames, ancestral locations, ethnicities, Genetic Groups, and more.